


# A2(W594xH420)

## English

### Instruction Manual for SARAYA Elbow Operated Dispenser

**MDS-1000A/P, MDS-500A/P**

This unit is for use in MDS-1000A/P and MDS-500A/P Elbow Operated Dispenser for your safety, you are recommended to thoroughly read this instruction manual when using the dispenser.



**Contents**

- Safety Precautions ..... 2
- Principal Parts ..... 4
- How to use ..... 7
- Maintenance ..... 8
- Before calling for repair ..... 9
- Specifications ..... 10

**Accessories**

- Instruction manual (1)
- Screw set (3 tapping screws, 3 plugs)
- Soap pump (1)

**Safety Precautions**

**CAUTION** Improper handling will result in serious injury or death.

**WARNING** Improper handling will result in injury, PTI or death.

**CAUTION** Improper handling may result in injury, PTI or death.

**WARNING** Never install this product outdoors or in a poorly ventilated area and never use it for purposes other than those intended.

**Safety Precautions**

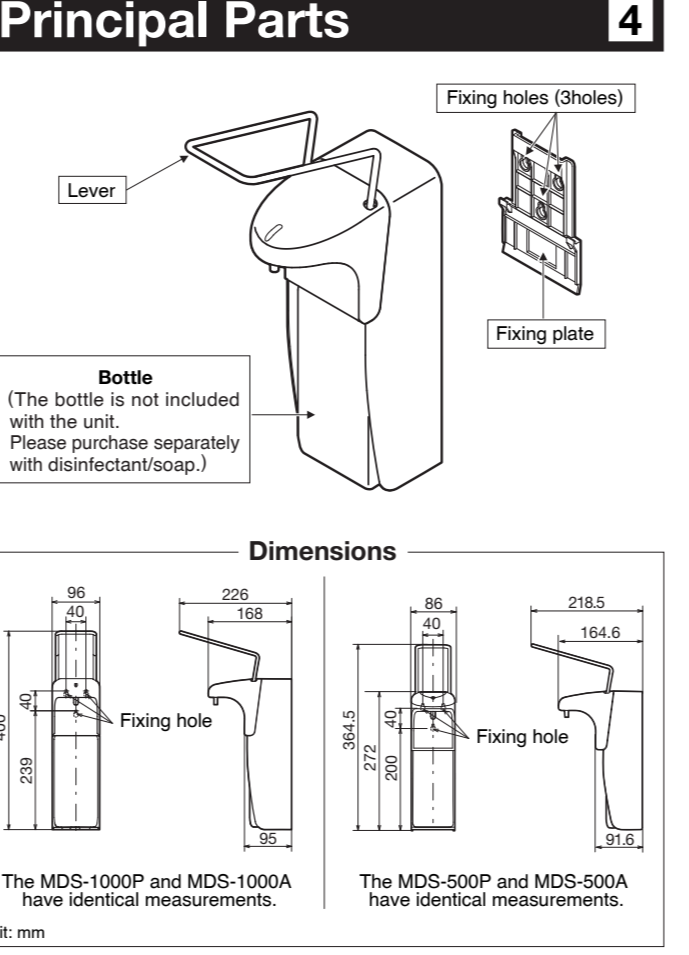
**WARNING** Stay away from fire when hands are wet with alcohol disinfectant.

**CAUTION** Do not pour or splash water on the unit.

**WARNING** Never shake the alcohol disinfectant spray.

**CAUTION** Do not touch the nozzle when the unit is in operation.

**WARNING** Do not use the unit beyond its intended specifications.



**SARAYA**

SARAYA Co., Ltd.  
2-2-8 Yuzozo  
Nagatsuyama-ku  
Osaka 546-0013  
Japan

Phone: +81-6-6703-6336  
Fax: +81-6-6703-4466

## French

### Manuel d'utilisation pour SARAYA distributeur avec levier à coude

**MDS-1000A/P, MDS-500A/P**

Cet appareil est conçu pour être utilisé dans votre établissement. Pour votre sécurité, nous vous recommandons de lire attentivement ce manuel d'utilisation avant d'utiliser le distributeur.



**Table des matières**

- Consignes de sécurité ..... 2
- Parties principales de l'appareil ..... 4
- Utilisation de l'appareil ..... 7
- Maintenance ..... 8
- Avant de procéder à la réparation de l'appareil ..... 9
- Spécifications ..... 10

**Accessoires**

- Guide d'installation (1)
- Vis (3 chevilles, 3 taraudées)
- Pompe à savon (1)

**Consignes de sécurité**

**ATTENTION** Évitez toute utilisation de l'appareil, sous réserve de la lecture et de la compréhension de ce manuel d'utilisation.

**ATTENTION** Ne versez pas d'eau sur l'appareil.

**ATTENTION** Ne secouez pas l'appareil.

**ATTENTION** Ne touchez pas la buse pendant que l'appareil est en marche.

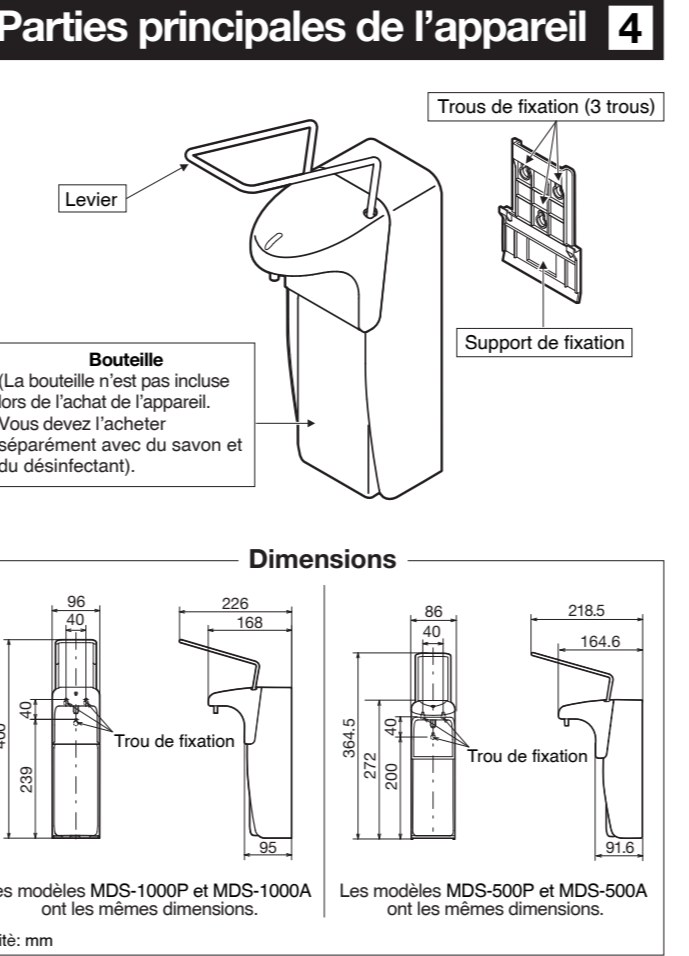
**Consignes de sécurité**

**ATTENTION** Éloignez-vous du feu lorsque les mains sont mouillées avec du désinfectant alcoolique.

**ATTENTION** Ne versez pas d'eau sur l'appareil.

**ATTENTION** Ne secouez pas l'appareil.

**ATTENTION** Ne touchez pas la buse pendant que l'appareil est en marche.



**SARAYA**

SARAYA Co., Ltd.  
2-2-8 Yuzozo  
Nagatsuyama-ku  
Osaka 546-0013  
Japan

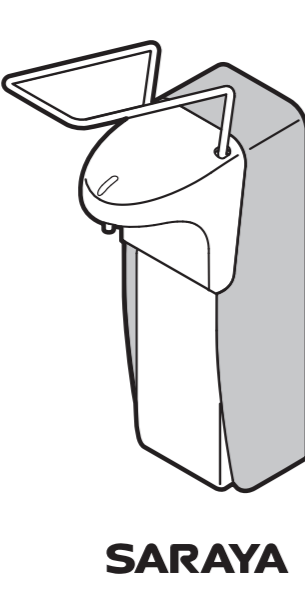
TE: +81-6-6703-6336  
FAX: +81-6-6703-4466

## German

### Bedienungsanleitung für SARAYA Ellbogenbetrieber

**MDS-1000A/P, MDS-500A/P**

Dieses Gerät ist für den Einsatz in Ihrem Geschäft oder in Ihrem Unternehmen vorgesehen. Aus Sicherheitsgründen empfehlen wir Ihnen, diese Bedienungsanleitung sorgfältig zu lesen, bevor Sie das Gerät in Betrieb nehmen.



**Inhalt**

- Sicherheitsvorkehrungen ..... 2
- Einzelteile ..... 4
- Verwendung ..... 7
- Wartung ..... 8
- Spezifikationen ..... 10

**Zubehör**

- Bedienungsanleitung (1)
- Schraubenset (3 Schrauben, 3 Dübels)
- Seifepumpe (1)

**Sicherheitsvorkehrungen**

**GEFÄHRDUNG** Vermeiden Sie die Verwendung des Geräts, wenn Sie die Bedienungsanleitung nicht gelesen haben.

**GEFÄHRDUNG** Gießen Sie kein Wasser auf das Gerät.

**GEFÄHRDUNG** Schütteln Sie das Gerät nicht.

**GEFÄHRDUNG** Berühren Sie die Düse nicht, wenn das Gerät in Betrieb ist.

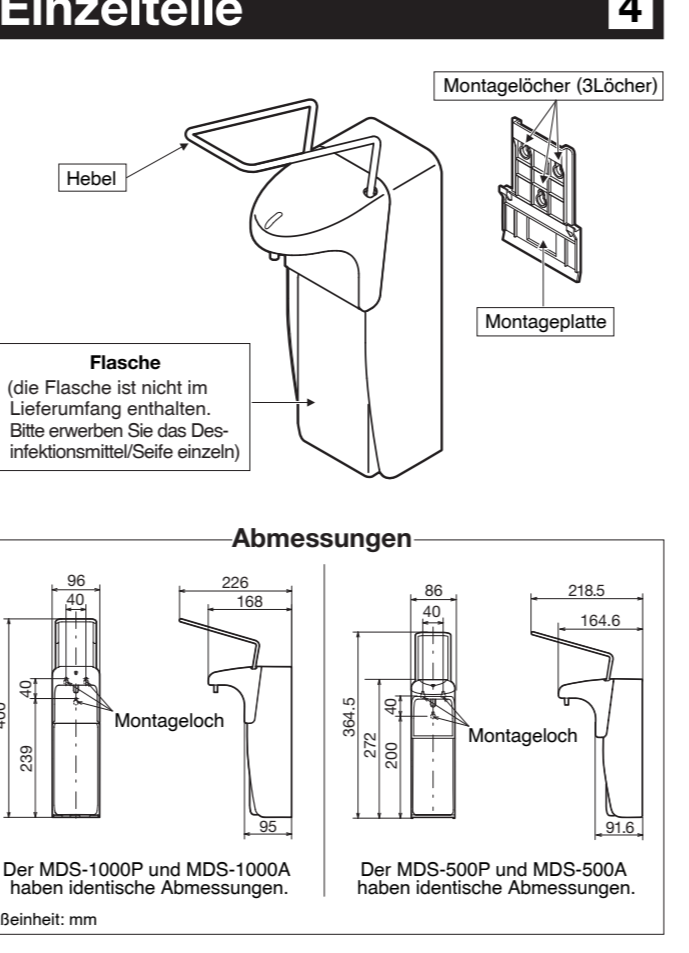
**Sicherheitsvorkehrungen**

**GEFÄHRDUNG** Entfernen Sie das Gerät von der Feuergefahr, wenn die Hände mit alkoholischer Desinfektionsmittel besudelt sind.

**GEFÄHRDUNG** Gießen Sie kein Wasser auf das Gerät.

**GEFÄHRDUNG** Schütteln Sie das Gerät nicht.

**GEFÄHRDUNG** Berühren Sie die Düse nicht, wenn das Gerät in Betrieb ist.



**SARAYA**

SARAYA Co., Ltd.  
2-2-8 Yuzozo  
Nagatsuyama-ku  
Osaka 546-0013  
Japan

TE: +81-6-6703-6336  
FAX: +81-6-6703-4466

**Installation**

**Checklist**

- 1. Pump must be primed before liquid can be ejected.
- 2. Do not press the lever too strongly. Pressing too hard may cause the dispenser to malfunction.
- 3. Place the warning label on the bottle before the dispenser is in operation.

**Installation**

**Checklist**

- 1. Ensure the unit is mounted on a concrete wall.
- 2. Do not use the unit in a poorly ventilated area.
- 3. Do not touch the nozzle when the unit is in operation.

**How to use**

**Checklist**

- 1. Pump must be primed before liquid can be ejected.
- 2. Do not press the lever too strongly. Pressing too hard may cause the dispenser to malfunction.
- 3. Place the warning label on the bottle before the dispenser is in operation.

**Maintenance**

**Checklist**

- 1. Clean the nozzle with a soft cloth.
- 2. Do not use alcohol disinfectant spray on the nozzle.
- 3. Do not touch the nozzle when the unit is in operation.

**Maintenance**

**Checklist**

- 1. Investigate the points above if the unit does not dispense.
- 2. Contact your sales representative if you are unsure about requiring maintenance or if other problems should occur.

**Specifications**

Item	Details
Name	Elbow Operated Dispenser
Model	MDS 1000A 1000P 500A 500P
Dimensions (mm)	W594xD218xH420 W594xD218xH420
Weight	Approx. 700g Approx. 400g
Level	RS/BS/SA
Leak cover	PP
Body	AL PP AL PP
Pump	PP/BS
Dispensing volume	SARAYA Liquid Soap, SARAYA Disinfectant
Capacity	1000mL 500mL
Dispense rate	1.5mL per dispense (approx.)

**Installation**

**Checklist**

- 1. Pump must be primed before liquid can be ejected.
- 2. Do not press the lever too strongly. Pressing too hard may cause the dispenser to malfunction.
- 3. Place the warning label on the bottle before the dispenser is in operation.

**Installation**

**Checklist**

- 1. Ensure the unit is mounted on a concrete wall.
- 2. Do not use the unit in a poorly ventilated area.
- 3. Do not touch the nozzle when the unit is in operation.

**Utilisation de l'appareil**

**Checklist**

- 1. Pump must be primed before liquid can be ejected.
- 2. Do not press the lever too strongly. Pressing too hard may cause the dispenser to malfunction.
- 3. Place the warning label on the bottle before the dispenser is in operation.

**Maintenance**

**Checklist**

- 1. Clean the nozzle with a soft cloth.
- 2. Do not use alcohol disinfectant spray on the nozzle.
- 3. Do not touch the nozzle when the unit is in operation.

**Maintenance**

**Checklist**

- 1. Investigate the points above if the unit does not dispense.
- 2. Contact your sales representative if you are unsure about requiring maintenance or if other problems should occur.

**Spécifications**

Article	Détails
Name	Distributeur avec levier à coude
Modèle	MDS 1000A 1000P 500A 500P
Dimensions (mm)	L594xP218xH420 L594xP218xH420
Poids	Environ 700g Environ 400g
Matériau	PP
Couvercle anti-fuite	PP
Corps	AL PP AL PP
Pompe	PP/BS
Volumen de distribution	SARAYA Savon Liquide, SARAYA Désinfectant
Capacité	1000mL 500mL
Vitesse de débit	Environ 1,5 mL par pression

**Installation**

**Checklist**

- 1. Pump must be primed before liquid can be ejected.
- 2. Do not press the lever too strongly. Pressing too hard may cause the dispenser to malfunction.
- 3. Place the warning label on the bottle before the dispenser is in operation.

**Installation**

**Checklist**

- 1. Ensure the unit is mounted on a concrete wall.
- 2. Do not use the unit in a poorly ventilated area.
- 3. Do not touch the nozzle when the unit is in operation.

**Verwendung**

**Checklist**

- 1. Pump must be primed before liquid can be ejected.
- 2. Do not press the lever too strongly. Pressing too hard may cause the dispenser to malfunction.
- 3. Place the warning label on the bottle before the dispenser is in operation.

**Wartung**

**Checklist**

- 1. Clean the nozzle with a soft cloth.
- 2. Do not use alcohol disinfectant spray on the nozzle.
- 3. Do not touch the nozzle when the unit is in operation.

**Wartung**

**Checklist**

- 1. Investigate the points above if the unit does not dispense.
- 2. Contact your sales representative if you are unsure about requiring maintenance or if other problems should occur.

**Spezifikationen**

Name	Detailliertes
Name	Ellbogenbetrieber
Modell	MDS 1000A 1000P 500A 500P
Abmessungen (mm)	B594xD218xH420 B594xD218xH420
Gewicht	ca. 700g ca. 400g
Material	PP
Leak cover	PP
Body	AL PP AL PP
Pump	PP/BS
Produkte	SARAYA Flüssigseife, SARAYA Desinfektionsmittel
Kapazität	1000mL 500mL
Spendeschnecken	Zika 1,5ml pro Spendebetrieb